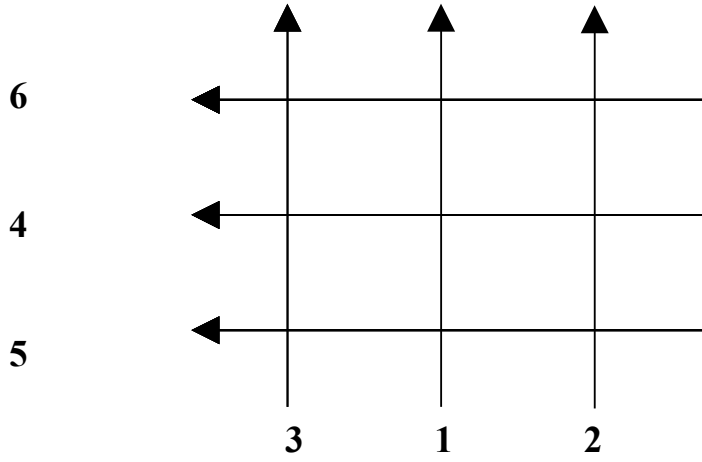


# **Agni Vidhi**

According to Parasurama Kalpa Sutra

## **Agni Mukham**

Sit facing East. Put white rice powder in Homa Kunda and level it. Draw six lines in the homa kundam in the sequence 1-2-..6 and with the following six mantras offer akshatas on lines from start to end of arrows



**(7) = Aim Hrim Srim Aim Klim Souh Aim**

- |               |                        |
|---------------|------------------------|
| <b>1. (7)</b> | <b>Brahmane Namaha</b> |
| <b>2. " "</b> | <b>Yamaya " "</b>      |
| <b>3. " "</b> | <b>Somaya " "</b>      |
| <b>4. " "</b> | <b>Rudraya " "</b>     |
| <b>5. " "</b> | <b>Vishnave " "</b>    |
| <b>6. " "</b> | <b>Indraya " "</b>     |

--

Do Anga Nyas in your body

- |            |   |
|------------|---|
| <b>(7)</b> | <b>Sahasrarchishe Hridayaya Namah</b>     |
| <b>" "</b> | <b>Swasti Purnaya Sirase Swaha</b>        |
| <b>" "</b> | <b>Uttishta Purushaya Sikhayai Vashat</b> |
| <b>" "</b> | <b>Dhumavyapine Kavachaya Hum</b>         |
| <b>" "</b> | <b>Saptajihvaya Netratrayaya Vaushat</b>  |
| <b>" "</b> | <b>Dhanurdharaya Astraya Phat</b>         |

Offer akshatas in the homa kundam at places indicated ( Agni-Isa-Asura-Vayu-Madhye-Dikshu ca kramena)

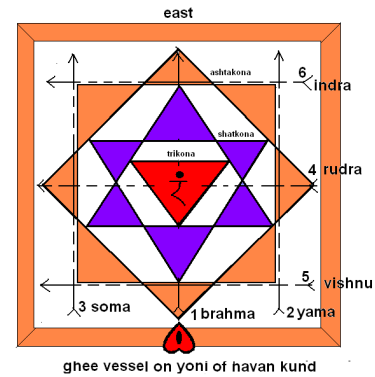
(7)	<b>Sahasrarchishe Hrudayaya Namah</b>	(SE)
" "	<b>Swasti Purnaya Sirase Swaha</b>	(NE)
" "	<b>Uttishta Purushaya Sikhayai Vashat</b>	(SW)
" "	<b>Dhumavyapine Kavachaya Hum</b>	(W)
" "	<b>Saptajihvaya Netratrayaya Vaushat</b>	(Center)
" "	<b>Dhanurdharaya Astraya Phat</b>	(Clockwise: E, S, W, N)
	<b>Bhur Bhuvaha Suvaha OM</b>	

### Preparation of Homa Kunda

Draw in the homa kundam an ashtakonam (muladhara chakra), shatkonam (swadisthana chakra), and trikonam (ajna chakra) each within the preceeding one. Organize homa sticks in a pattern of triangle. Place a lump of camphor in the center. Keep one wick dipped in Ghee on top of camphor, and another on the east edge of triangle of sticks.

Starting from the direction where you are sitting and going clockwise within the central triangle in the homa kundam, offer akshatas with the following mantras:

(7)	<b>Pitayai</b>	<b>Namaha</b>
" "	<b>Swetayai</b>	" "
" "	<b>Arunayai</b>	" "
" "	<b>Krishnayai</b>	" "
" "	<b>Dhumrayai</b>	" "
" "	<b>Tivrayai</b>	" "
" "	<b>Spulinginyai</b>	" "
" "	<b>Ruchirayai</b>	" "



Offer akshatas in the center while chanting the following:

" "	<b>Jvalinyai</b>	" "
" "	<b>Tam Tamase</b>	" "
" "	<b>Ram Rajase</b>	" "
" "	<b>Sam Satvaya</b>	" "
" "	<b>Am Atmane</b>	" "
" "	<b>Am Antharatmane</b>	" "
" "	<b>Pam Paramatmane</b>	" "
" "	<b>Hrim Jnanatmane</b>	" "

---

## **Hrim – Trikone Vagiswari Vagiswarabhyam namaha**

Visualize union of Brahma and Saraswati in the triangle.

Bring fire from Sun (with a magnifying glass) or from a Brahmin's home.

Join two wicks and place them beside a single wick in an earth or brass vessel to Niruti (SW). Light all three wicks. Keep the single lighted wick down on the ground saying this belongs to Rakshasas.

Do the following to the joined lighted two wicks in the vessel.

Look at it saying **Moola Mantra** of chosen main deity. Sprinkle Samanyarghya on it with **Moola Mantra**. Take two incense sticks and beat the light saying **Phat**, keep them to two sides of lamp. Protect it with right palm facing down, saying **Hum**.

## **Dhenu, Yoni mudre pradarshya**

Show Dhenu and Yoni Mudras to the light.

---

## **(7) Om Ram Vaishwanara jataveda ihavaha lohitaaksha sarva karmani sadhaya swaha**

Saying this, imagine a lighted wick rising up from base of your spine, going out of your third eye to merge with the external light. The external lighted wick thus becomes the yoni of Saraswati who combines inside with outside with her knowledge.

**Kavachaya Hum** Check that the two incense sticks are on two sides of lighted wicks. Stand up holding the incense sticks and the light. Say

## **(7) Agnim Prajwalitam Vande Jatavedam Hutashanam**

### **Suvarna varnam amalam samiddham vishvato mukham**

Saying this, keep the lighted wick on top of the yoni of Homa kunda ( a place shaped like a yoni between you and homa kunda) and put the sticks on either side. Stand up.

## **(7) Utthishta purusha harita pingala lohitaaksha sarva karmani sadhaya me dehi dapaya swaha OM Hrim-OM Hrim-OM Hrim**

Saying Om Hrim thrice, take only the light, rotating it thrice in the homa kunda, light the two wicks in the homa kunda with it. The camphor in the center of the triangle gets lighted automatically. Pour the remaining ghee from brass/earthen pot on the edges of central triangle. Sit down.

---

## (7) Cit pingala hana hana daha daha pacha pacha sarvajna ajnapaya swaha

Put some thin, light weight dry sticks on the fire and make the fire glow bright. Show jwalini mudra as fingers opening up like a blossoming flower. Imagine that the yoni of Saraswati is filled with nectarine ghee.

## Yo vaitam Brahmano Veda, Amritenavritam pureem, Tasmai Brahma ca Brahmaaca Ayuh Keertim Prajam Daduh

Offer akshatas into the homa kundam with the following mantras

(7) Asya Homagneh	Pumsavana karma	kalpayami namah
" "	Simantha karma	" "
" "	Jata karma	" "
" "	Namakarana karma	" "

Name the agni now as \_\_\_\_ = Lalitagni, Chandikagni, Ganapatyagni, etc depending upon who the main deity is.

" " Asya ____ Agneh	Annaprashana karma	" "
" "	Chaula karma	" "
" "	Upanayana karma	" "
" "	Godana karma	" "
" "	Vivaha karma	" "

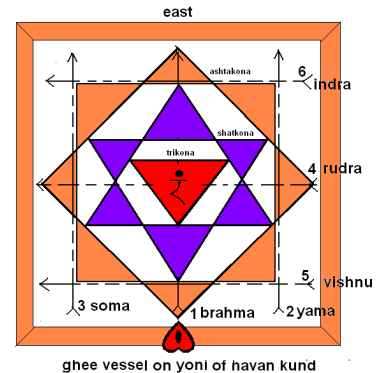
Place 3 Paridhi sticks around homa kundam. Stout and short one on West edge on ground, thinner and medium length on South, then thinnest and longest on North.

## Agni Dhyanam

(7) Trinayanam arunabham badha maulim sashuklam  
shukamaruna maneka kalpa mambhoja samstham  
Abhi mata varashaktim swastika bhati hastam  
Namata kanaka mala lankritamsam krishanum  
Agni Mandala Puja

Invoke the Gods with akshatas in the **ashtakonam** in the fire starting with nearest triangle and proceeding in the clockwise direction.

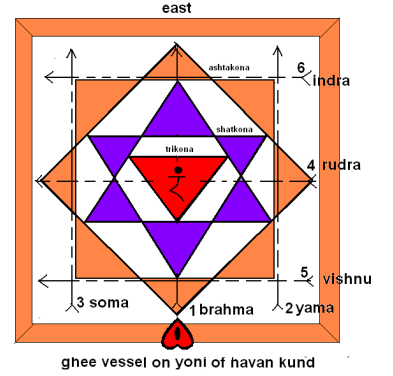
(7 + Panchadasi)	Jatavedase	Namah
" "	Saptajihvaya	" "
" "	Havya vahanaya	" "
" "	Ashvodaraya	" "
" "	Vaishwanaraya	" "
" "	Kaumara tejase	" "
" "	Vishva Mukhaya	" "
" "	Deva mukhaya	" "



---

Offer akshatas in the **six triangles** of homa kundam starting with nearest triangle and proceeding in the clockwise direction.

- (7)           **Sahasrarchishe Hrudayaya Namah**  
" "           **Swasti Purnaya Sirase Swaha**  
" "           **Uttishta Purushaya Sikhayai Vashat**  
" "           **Dhumavyapine Kavachaya Hum**  
" "           **Saptajihvaya Netratrayaya Vaushat**  
" "           **Dhanur Dharaya Astraya Phat**



In the **triangle**, invoke the **God of Fire** with

(7) **Agnim Prajwalitam Vande Jatavedam Hutashanam**  
**Suvarna varnam amalam samiddham vishvato mukham**

---

### **Ajya Samskaram**

To purify the ghee, recite the following mantra 7 times holding the durva grass (or an incense stick) in the ghee.

**Aim Hrim Srim Ka E I La Hrim Ha Sa Ka Ha La Hrim Sa Ka La Hrim**

At the end of recitation throw the stick or durva into fire, put the pot of ghee on the yoni of Homa Kunda. Offer the five upacharas with Moola Mantra given above (or mantra corresponding to main deity):

**Gandham, Pushpam, Dhupam, Deepam, Naivedyam Kalpayami**  
**Namah.**

Purifying the Srik=yoni and Sruvm=Lingam sticks:

Wipe and clean the yoni and lingam sticks with samanyarghya. Fill yoni in left hand (or held by woman) with ghee from lingam stick in right hand (or held by man), exchange hands, offer ghee with yoni into homa kunda without shaking it or twisting it, but letting it run off by gravity. Thus offer ghee into each of Agni's tongues with the mantras:

- 
- (7) **Hiranyayai Nama Swaha    Hiranyaya Idam Namama**    (NE Isanye)  
(7) **Kanakayai Nama Swaha    Kanakaya Idam Namama**    (E Prachyam)  
(7) **Raktayai Nama Swaha    Raktaya Idam Namama**    (SE Agneyam)  
(7) **Krishnayai Nama Swaha    Krishnaya Idam Namama**    (SW Nirrityam)  
(7) **Suprabhayai Nama Swaha    Suprabhaya Idam Namama**    (W Paschime)  
(7) **Ati raktayai Nama Swaha    Ati raktaya Idam Namama**    (NW Vayavye)  
(7) **Bahu rupayai Nama Swaha    Bahu rupaya Idam Namama**    (Madhye)

---

Now three more ahutis for Agni in center as follows

**(7) Om Vaishwanara jataveda ihavaha lohitaaksha sarva karmani  
sadhaya swaha swaha Agnaya Idam Namama**

**(7) Agnim prajvalitam vamde jatavedam hutashanam suvarna varnam  
amalam samiddham vishvatomukham swaha swaha Agnaye Idam  
Namama**

**(7) Utthishta purusha harita pingala lohitaaksha sarva karmani sadhaya  
me dehi dapaya swaha swaha Agnaya Idam Namama**

Invoke the Main deity now into fire

**Hrim Srim Souh Sri Lalitayah amrita chaitanya murthim kalpayami  
namaha**

And do pancha upachara puja.

**(7) Ka e I la hrim ha sa ka ha la hrim sa ka la hrim (Gandham,  
Pushpam, Dhupam, Deepam, Naivedyam) Kalpayami Namaha**

This completes the Agni Mukham

---

### **Pradhana Homam**

Main part of the yajnam

Offer 4 ahutis for Ganapati with ghee  
Offer 108 ahutis for your chosen main deity with ghee  
Offer ahutis according to your sankalpam with ghee

---

### **Uttara mukham**

### **Maha Vyahrutti Homam**

Fill the yoni stick (Srik) with ghee using the lingam stick (Sruvam) and offer the ghee with the yoni into the fire while chanting the following mantras:

**Om bhuh agnayecha prithivyaicha mahatecha swaha  
Agnaye prithivyai mahate idam namama**

**Om bhuvo vayavecha antarikshayacha mahatecha swaha  
Vayavecha antarikshayacha mahate idam namama**

**Om suvaradityayacha divecha mahatecha swaha  
Adityayacha divecha mahate idam namama**

**Om bhur bhuvah swaha chandramasecha nakshatrebhya digbhyascha  
mahatecha swaha  
Chandramase nakshatrebhyo digbhyo mahate idam namama**

---

### **Bhramarpana Ahuti** Purnahuti

While holding the yoni stick place it on a plate and put the purnahuti offerings on top of the yoni stick. Using the lingam stick offer a drop of ghee 12 times on the offerings while counting thus:

**Ekam, Dve, Threena, Chatvari, Pancha, Shat, Sapta, Ashtau, Nava,  
Dasha, Ekadasha, Dvadasha Varena grhitena ajyena**

Sounds of drums, conches, shahnai flare up.

**Purnahuti muttamam juhوتي. Iyamvai purnahutihi. Asyam eva  
pratitishati**

**Saptate agne samidah- saptajihvah- saptadhama priyani- saptadha tva  
yajanti sapta yoneeh aaprinasva ghritena (swaha)**

**Om Itah purvam prana buddhi deha dharmadhikaratah jagrat svapna  
sushuptyavasthasu manasa vaca karmana hastabhyam padbhyam  
udarena sishna yonya yatsmrtam yaduktam yatkrta tatsarvam  
brahmarpanam bhavatu swaha**

The purnahuti dravya must be offered into the homam while chanting swaha.  
Having performed Purnahuti to music and drum sounds,

---

## **Vasordhara** (continuous pouring of ghee)

Hold the lingam and yoni sticks together and keep pouring ghee in a thin, continuous thread while chanting the following:

**Sancha me mayascha me / priyancha menu kamascha me / kamascha  
me sau manasascha me / bhadrancha me sreyascha me / vasyascha  
me yasascha me / bhagascha me dravinancha me / yantacha me  
dhartacha me / kshemascha me dhritischa me/ visvancha me  
mahascha me / samviccha me jnatrancha me / suscha me prasuscha  
me / sirancha me layascha ma / ritancha me amritancha me /  
ayakshmancha mena mayaccha me / jivatuscha me  
dhirgayutvancha me / anamitrancha me abhayancha me/  
sugancha me sayanancha me / sushacha me sudinancha me Om  
Shanti Shanti Shantih**

---

## **Agni devata udvasanam**

Go round the fire 3 times saying Gayatri Mantra.

**Hrutpadma karnikamadhye sivena swaha shankari pravishatvam maha  
devi sarvai ravaranai saha**

**Cid agnim devatamscha atmani udvasayami namah**

So saying invoke the fire into yourself, imagining that you are bathing in the fire.  
Then you dip the yoni stick in ghee and dip that into 8 different corners of Agni and mix  
with some more ghee if necessary. Apply at the following 4 places while chanting the 4  
mantras:

**Jamadagneh trayayusham** (forehead)

**Kashyapasya trayayusham** (heart)

**Yaddevanam trayayusham** (left shoulder)

**Tanme astu trayayusham** (right shoulder)

At this point, you should offer Dakshina to the performer of Yajna, and take the fruit of  
the Yajna as the blessings.

This concludes the homam.